



Composing & Improvising in SEND Contexts

A practical guide

- 1. Creating atmosphere
- 2. Lyric, Melody & Groove writing
- 3. Group improvisation
- 4. Applying to your pupils
- 5. Discussion, questions & Toolbox

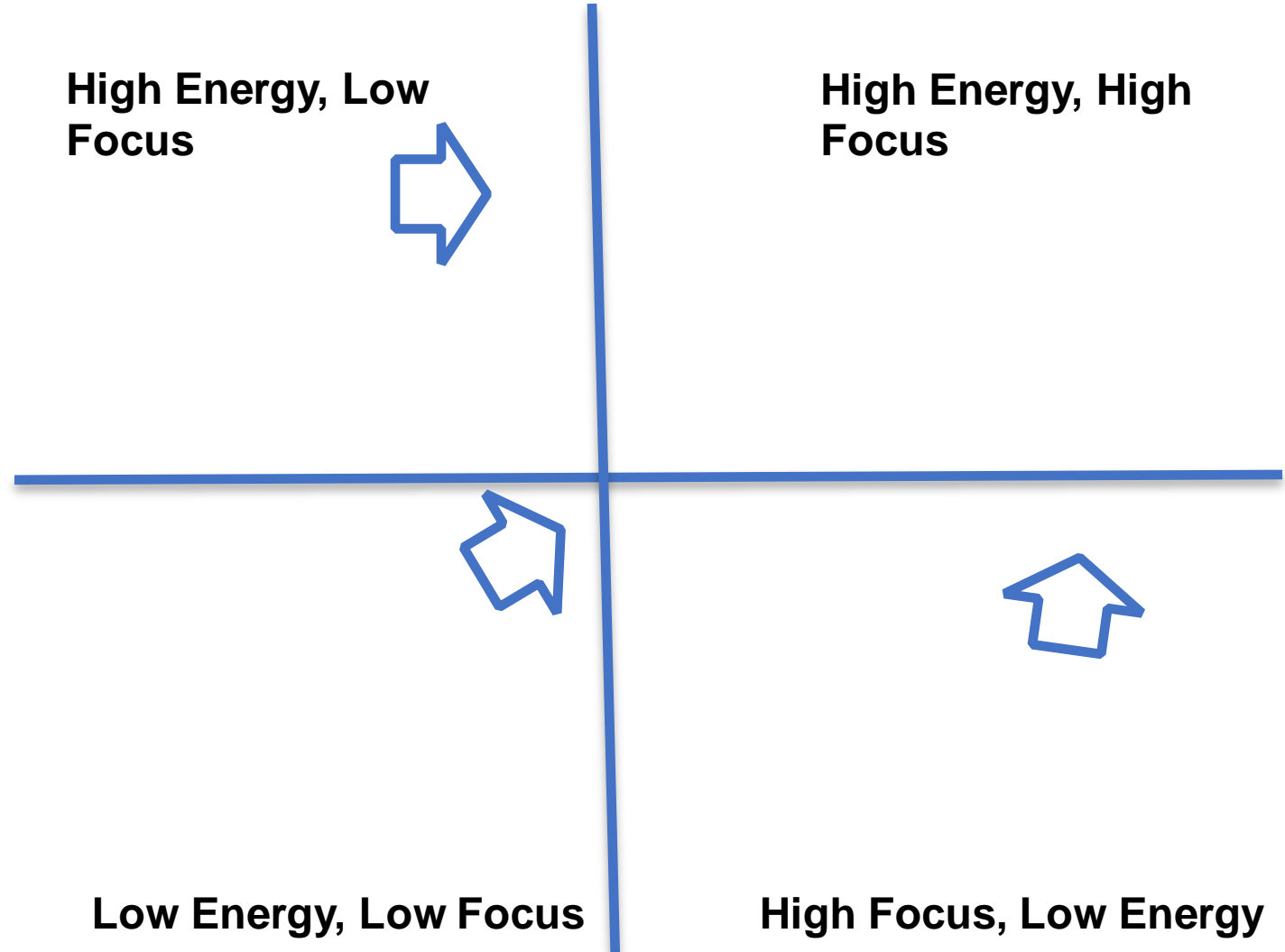
In the chat...

- Where are you located?
- What is your role?
- Do you have any particular pupils/cohorts in mind?



Creating Atmosphere

- Emotional safety - Pace & Tone, Senses, Communication methods, Volunteer, Choice
- Start where pupils are and take them somewhere
- Entry music/hello song



Lyrics

- Single words (Names)
- Offer first line 'I've been here since primary...'
- Storytelling (Autobiographical, character, Pixar)
- Discussion
- **Pull out the hook.** -
- Further reading 'A Quick Guide to Lyric Writing'

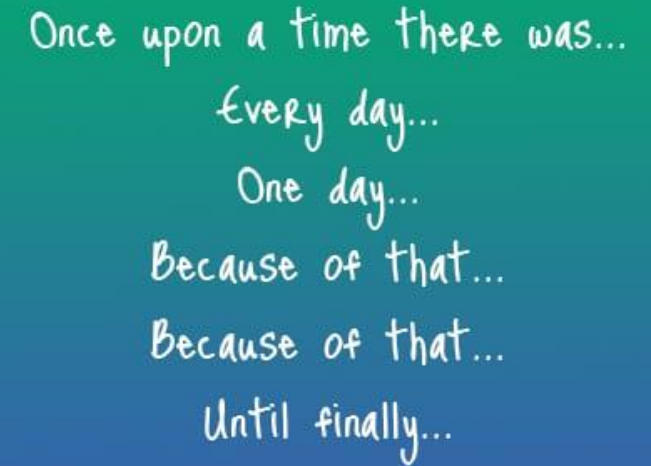
Melody

- Natural cadence – sung or played. Take a breath!

Groove

- Offer 2. C/Am... Em,Dm,F,G...
- Pupil could play piano, open-tuned guitar, tuned percussion, iPads (autoplay), Bandlab. Split progressions across multiple pupils.
- Or through movement... <https://youtu.be/2gixuDIgyK8?t=253>
- **Decision time:** is this a studio recording or a live recording? - Example

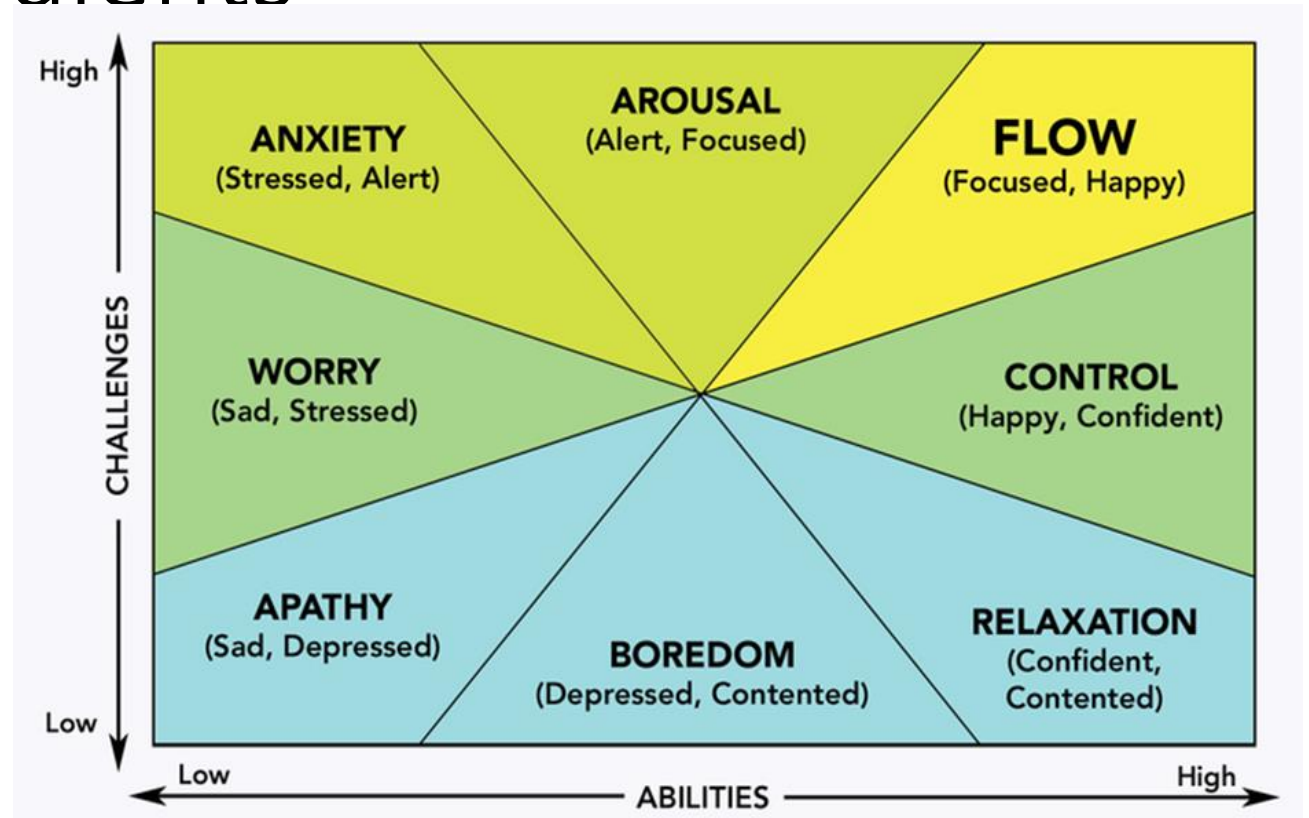
2. Lyric, Melody & Groove writing



Once upon a time there was...
Every day...
One day...
Because of that...
Because of that...
Until finally...

3. Group Improv: Ingredients

- We are aiming for Flow
- What is each student really good at? How can we build the music around them?
- Tech, voice, percussion, movement, recording.
- Choose instrument and have 'Scribble time' (aware of volumes). Find ways to create additional challenge (long/short, high/low, slow fast, repeating melodies)



Flow: "a state in which people are so involved in an activity that nothing else seems to matter; the experience is so enjoyable that people will continue to do it even at great cost, for the sheer sake of doing it." (Csikszentmihalyi, 1990)

Group Improv: Cooking

- Begin by listening to each ingredient. Intro & Outro?
- Sequence or combine?
- Find a solid base.
- Strong conducting, push, reassure and encourage. Find great combos.
- Have a refrain
- Give each pupil a moment
- Do pupils want to conduct? How?
- Create an arrangement, record, watch back, refine.
- Consider using moving image.





Group discussion

- Which ideas presented could be used/adapted for your students?
- How do you do songwriting/improv with your pupils?
- What do you still need info on?



Tech Toolbox

- IRig Voice
- JBL Clip 3
- Remix Live/Launchpad (app)
- Incredibox (online & app)
- 6 way splitters



Further Reading

- Drake Music Blog -
<https://www.drakemusic.org/blog/author/ben/>
- List of useful apps & equipment -
<https://transformancemusic.org/composing-with-ipads-recommended-apps/>
- Join the MEHEM Uprising! Mailing list
menem.org/uprising
- Feel free to email –
ben.sellers@lincolnshire.gov.uk

